


DONALD STEM ACADEMY

Counseling Office News




School Counselor Information

Jennifer Mills M.Ed
Professional School Counselor

 LISD STEM Academy at Donald...

 millsj@lisd.net

 469-948-2478

 sites.google.com/a/staff.lisd.n...

Welcome Back Message from Guest Speaker

LISD Counseling & Social Work Services Elementary News

Welcome Back Dolphin Family!

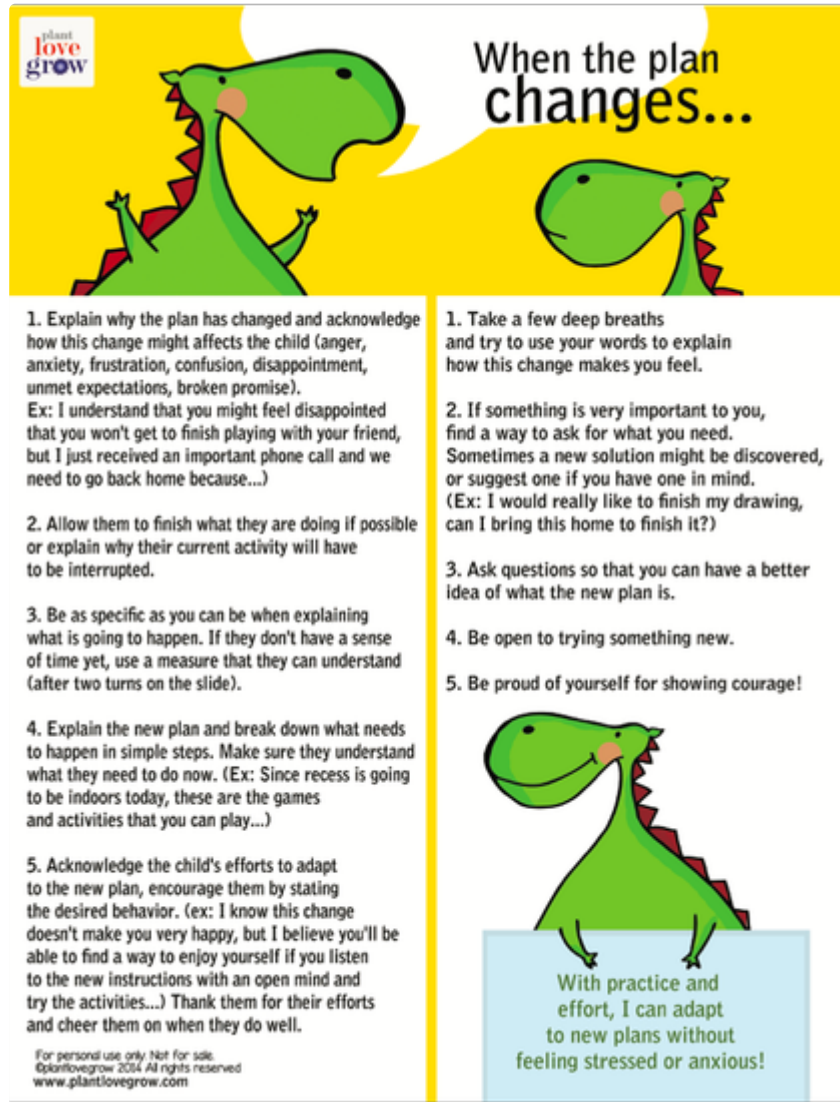
We know this is a very interesting time and the changes can be hard for our kids to manage. The Donald STEM Academy teachers, staff, administrators, and counselor hope that we can partner with parents to best meet the needs of our students and families during this time of remote and virtual learning.

As we start back to school, I will send a link to my counseling newsletter each week for parent access which will include tips, activities, resources, and other items you may find useful throughout the school year.

I am on campus each day from 7:15-3:55. If there is something I can do to be of assistance, do not hesitate to give me a call at my direct office line above or send me an email. I will reply as soon as I am available as I will be spending the majority of my time during remote/virtual learning popping into our classroom WebEx meetings.

I'm so excited to be back at Donald again this year and it is an honor to get to serve as your school counselor!

[Click here for Return to School Updates & Resources](#)



plant love grow

When the plan changes...

1. Explain why the plan has changed and acknowledge how this change might affect the child (anger, anxiety, frustration, confusion, disappointment, unmet expectations, broken promise).
Ex: I understand that you might feel disappointed that you won't get to finish playing with your friend, but I just received an important phone call and we need to go back home because...
2. Allow them to finish what they are doing if possible or explain why their current activity will have to be interrupted.
3. Be as specific as you can be when explaining what is going to happen. If they don't have a sense of time yet, use a measure that they can understand (after two turns on the slide).
4. Explain the new plan and break down what needs to happen in simple steps. Make sure they understand what they need to do now. (Ex: Since recess is going to be indoors today, these are the games and activities that you can play...)
5. Acknowledge the child's efforts to adapt to the new plan, encourage them by stating the desired behavior. (ex: I know this change doesn't make you very happy, but I believe you'll be able to find a way to enjoy yourself if you listen to the new instructions with an open mind and try the activities...) Thank them for their efforts and cheer them on when they do well.

1. Take a few deep breaths and try to use your words to explain how this change makes you feel.
2. If something is very important to you, find a way to ask for what you need. Sometimes a new solution might be discovered, or suggest one if you have one in mind. (Ex: I would really like to finish my drawing, can I bring this home to finish it?)
3. Ask questions so that you can have a better idea of what the new plan is.
4. Be open to trying something new.
5. Be proud of yourself for showing courage!

With practice and effort, I can adapt to new plans without feeling stressed or anxious!

For personal use only. Not for sale.
©plantlovegrow 2024. All rights reserved.
www.plantlovegrow.com

[LISD OVERVIEW OF RESOURCES ON COVID-19 FOR FAMILIES](#)

Parent Resources



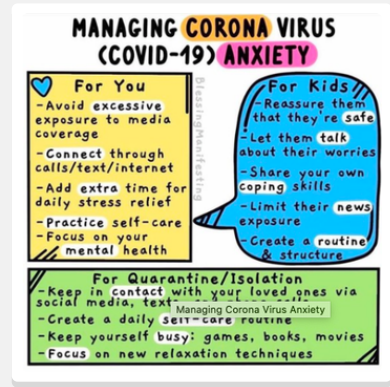
North Texas Food Bank

Free produce on every 1st and 3rd Saturday



Children's Mental Health

Great ideas on ways we can best support everyone's mental health.



Managing Anxiety

Tools for parents and kids during this unique time.

Additional Food Resources through the North Texas Food Bank

https://drive.google.com/file/d/12u8-J4at4gzxkXSB0P6hJVYO_SPtgZ7l/view?usp=sharing



[Click here to apply for Free/Reduced Lunch](#)

